



On behalf of Splash! Publications, we would like to welcome you to *Wyoming*, one of 50 State History lessons. This lesson was designed by teachers with you and your students in mind.

THE FORMAT

We've created a color and black line version of this lesson. Use the color version for your White Board and the black line masters to make copies for your students. Our goal is a lesson that you can use immediately. No comprehension questions to write, activities to create, or vocabulary words to define. Simply make copies of the lesson for your students and start teaching.

THE VOCABULARY

Our lessons feature words in bold type. We have included a Glossary to help students pronounce and define the words. Unlike a dictionary, the definitions in the Glossary are concise and written in context. Remember, we're teachers! Students will be exposed to these vocabulary words in the comprehension activities. They will also be tested on the vocabulary words at the end of the lesson.

NOTE: The answers to all activities and quizzes are at the end of the lesson.

INTERACTIVE HISTORY NOTEBOOK

In addition to other higher-level Common Core aligned activities, we have included step-by-step directions for three Interactive Notebook activities that students will create and glue into a history notebook. When finished, the history notebook will provide students with a long lasting Wyoming history reference. A composition book works well for keeping the Interactive Notebook activities.





CORE STANDARDS: THE “BIG IDEAS”

Core Standards help teachers prioritize instruction and connect the “big ideas” students need to know in order to advance. As a reading-based lesson, *Wyoming* fosters literacy in Social Studies.

At the same time that students are learning important factual content about *Wyoming*, they are meeting the Common Core Standards for English Language Arts and making connections to the “big ideas” in American History. Below is the legend used to abbreviate the Common Core Strands:

COMMON CORE STRAND CODE:

CC = COMMON CORE

RL = READING-LITERATURE

RI = READING INFORMATIONAL TEXT

RF = READING FOUNDATIONS SKILLS

W = WRITING

SL = SPEAKING LISTENING

L = LANGUAGE

THE COPYRIGHT

Text Copyright © 2003-Revised Edition 2015 by SPLASH! Publications, Glendale Az

Illustration Copyright © 2003 by SPLASH! Publications, Glendale Az

All rights reserved. No part of this publication may be reproduced or transmitted in any form by any means, electronic or mechanical, including photocopy, recording, or any information storage or retrieval system without permission in written form from the publisher. Pages in this *Wyoming* lesson may be reproduced by the original purchaser only for use in the original purchaser’s classroom and may not be sold or used for purposes other than those specifically permitted by the publisher.

Illustrations and cover design by Victoria J. Smith

RATE THIS MINI UNIT

We value your opinion! Please take the time to rate this Unit and tell us and other teachers what you think about it.

FOLLOW US

We are creating and posting new units and lessons on a daily basis. If you like what you see in this unit, click on the Follow Me button so you will be the first to know when we post something new.



★ LESSONS *at a* GLANCE ★

THE LESSON PLAN

Before reading Wyoming, students will:

- follow directions to create Vocabulary Organizers to glue into their *Wyoming* history notebooks for ***appointed, archaeologists, colonists, convince, dedicated, defeated, equality, Europeans, extend, expedition, fertile, manufacturing, mission, participants, pastures, persecuted, plains, prehistoric, preserves, raided, timber, treaties.***

After reading Wyoming, students will:

- answer *Wyoming* Reading Comprehension Questions.
- complete *Wyoming* Language Skills Exercise.
- answer questions about *Wyoming* and then follow directions to create a History Flip Book to glue into their *Wyoming* history notebooks.
- use the lesson, encyclopedias, the Internet, and other books from the library to research *Wyoming* and create the game Find the Fib.
- follow directions to create a Two-Pocket Organizer for storing Find the Fib in their *Wyoming* history notebooks.
- take a Vocabulary Quiz for *Wyoming*.


THE WYOMING LESSON IS ALIGNED WITH THESE 5TH GRADE CORE STANDARDS:

CC.5.RI.4, CC.5.RI.7, CC.5.RI.10, CC.5.RF.3A, CC.5.RF.4A, CC.5.RF.4C, CC.5.W.7, CC.5.L.4A, CC.5.L.4C, CC.5.L.6

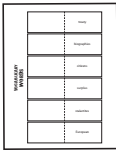
VOCABULARY ORGANIZERS

There are many new vocabulary words to learn before beginning your study of Wyoming. Your Wyoming history notebook is a great place to record and store the words and definitions that you will need to be familiar with during this lesson.

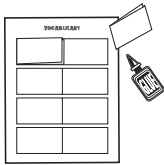
Directions: Choose the next four blank pages in your Wyoming history notebook. Using the Glossary provided by your teacher and the Vocabulary templates, follow the directions below to create and glue four Vocabulary Organizers securely into your history notebook.




1. Cut each Vocabulary Template along all bold lines.



2. Cut out all the vocabulary words along the bold lines and fold along the dotted lines. Open each vocabulary word book and write the definition inside.



3. Glue each folded word book on top of a square on the Vocabulary Template.



4. Glue each completed Vocabulary Template into your notebook.



	treaties
	Europeans
	convince
	pastures
	timber
	fertile

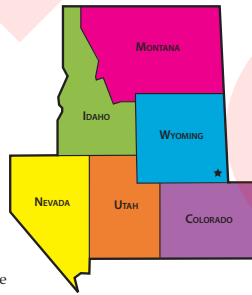
VOCABULARY WORDS



Wyoming, the Equality State, is a Mountain state located in the Western United States. The name Wyoming comes from a Delaware Indian word which means "large plains" or "large meadows." In 1869, Wyoming earned its nickname when it became the first state to permit women the right to vote and hold public office. In 1924, Wyoming elected the first woman governor in the United States.

The capital and largest city of Wyoming is Cheyenne (shy • ANN). Cheyenne was the first large settlement in Wyoming. In fact, Cheyenne almost became the name of the state. The Cheyenne people once lived in this city. Today, Cheyenne is a manufacturing and shipping center for sheep and cattle ranchers in the area.

The state bird of Wyoming is the Meadowlark. The state flower is the Indian Paintbrush, and the state tree is the Cottonwood. Wyoming's motto is "Equal Rights."



WYOMING'S POINTS OF INTEREST

The Rocky Mountains sweep across Wyoming from the northwest corner to the southeast corner of the state. The Rockies **extend** from Canada to New Mexico, but they are the widest in Wyoming. Millions of visitors travel to Wyoming each year to see these mountains. People also flock to Wyoming to visit Yellowstone National Park and Grand Teton National Park. These are two of the most famous parks in the United States.

Yellowstone National Park was the first and oldest national park in the world. It is shared between the states of Idaho, Montana, and Wyoming. In 1872, Yellowstone was **dedicated** to protect the **timber**, mineral deposits, plants, and animals within its boundaries. More elk are seen at Yellowstone than any other large mammal. Yellowstone is most famous for its geysers and springs. Its most popular geyser, "Old Faithful," currently erupts about every 50 minutes. Old Faithful sprays up to 8,400 gallons of boiling water into the air.

Wyoming also has four national forests. These forests cover almost four million acres of land inside the rectangular-shaped state. Five other national forests are shared by Wyoming and bordering states. Boysen State Park is the largest state park in Wyoming. Hot Springs State Park features the world's largest hot springs.



THE UNITED STATES PURCHASES WYOMING

Wyoming did not always belong to the United States. The United States received parts of Wyoming through purchases and **treaties** over a period of 45 years. During that time, the boundaries of Wyoming changed 30 times!

In 1803, France sold the eastern section of Wyoming to the United States as part of the Louisiana Purchase.

President Jefferson sent the Lewis and Clark **Expedition** to explore the new land. Lewis and Clark never actually entered Wyoming.

John Colter, who was part of the expedition, separated from the rest of the group and became the first European to explore eastern Wyoming. In 1807, Colter entered the Yellowstone Park region.

The south-central region of Wyoming was originally part of the Republic of Texas. In 1845, Texas became a part of the United States. Texas sold this region of present-day Wyoming to the United States.

In 1846, the United States and Great Britain signed a treaty which gave the United States the northwestern corner of Wyoming.

In 1848, the United States **defeated** Mexico in the Mexican War. The Treaty of Guadalupe-Hidalgo awarded the United States the remaining land in Wyoming.



LEWIS AND CLARK

NO PERMANENT SETTLEMENTS IN WYOMING

During these purchases and treaties, Wyoming remained unsettled. In 1822, the Rocky Mountain Fur Company sent fur trappers into Wyoming. No forts, trading posts, or other permanent settlements were established in the area. In 1824, two mountain men trapped beaver in Wyoming. They marked the route that later became part of the Oregon Trail.



WYOMING

Directions: Read each question.
Darken the circle for the correct answer.

- Wyoming earned its nickname the Equality State by –
 - A having large meadows
 - B treating blacks and whites equally
 - C choosing Cheyenne as its capital city
 - D becoming the first state to permit women to vote and hold public office
- After reading about Wyoming's Native Americans, you learn that –
 - F they were farmers
 - G they built large villages and stayed in one place
 - H horses changed their lives
 - J only one Native American tribe lived in Wyoming
- In what year did the United States finally take complete control of Wyoming?
 - A 1803
 - B 1846
 - C 1848
 - D 1845
- What event caused the United States to break its promises of the First and Second Fort Laramie treaties?
 - F The discovery of gold.
 - G The discovery of oil.
 - H The need for cattle grazing land.
 - J The creation of Yellowstone National Park.

Directions: Darken the circle for the word or phrase that means the same as the underlined word.

- the Equality state.
 - A fairness
 - B unequal
 - C different
 - D unfair
- appointed a Native American agent.
 - F talked with
 - G chose
 - H voted for
 - J removed
- no permanent settlements.
 - A for a short time
 - B temporary
 - C long lasting
 - D wandered from place to place
- Native American land was reduced.
 - F stretched
 - G made smaller
 - H extended
 - J grew bigger

Answers		READING	
1	A B C D	5	A B C D
2	F G H J	6	F G H J
3	A B C D	7	A B C D
4	F G H J	8	F G H J

FIND THE FIB GAME

In this activity, you will use what you have learned about Wyoming to make a Find the Fib Game to add to your Wyoming history notebook.

Part I
Directions:

- Use your scissors to cut apart twenty Find the Fib cards, the Answer Key, and two Answer Sheet cards along the bold outside lines.
- Neatly color the outline of Wyoming and the stars on each card.
- Use information from the Wyoming lesson, encyclopedias, books in the library, the Internet, and other sources to find 15 true facts about Wyoming.
- Write each fact on a separate card using correct *capitalization, spelling, and punctuation*. You must fit the whole fact on one side of the card.
- Make up 5 false facts, or "fibs" about Wyoming. Make each fib as believable as possible so that it can't be easily seen as a fib.
- Write each fib on a separate card, just like you did with the true facts. Again, use correct *capitalization, spelling, and punctuation*, and fit the whole fib on one side of the card.
- Fold each Find the Fib card in half along the dotted line so that the words are on the outside. Glue the blank sides together.
- Mix and shuffle all of the Find the Fib cards together, so the true facts and fibs are mixed.
- Number the cards 1-20.
- Use the Answer Key card to make an answer key for yourself so you will know which cards contain the true facts and which cards contain the fibs.
- Fold and glue the Answer Key card and two Answer Sheet cards so the words are on the outside and the blank sides are glued together.
- Give your Find the Fib Game and Answer Sheet cards to two other students. Each student should write his or her name on one Answer Sheet card and use the Answer Sheet to list which cards are true and which cards are fibs. Use your Answer Key to grade each student.

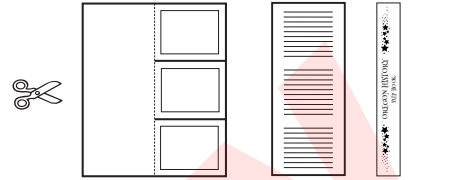
SAMPLE CARD

FIND THE FIB Wyoming, the Equality State, is one of six Mountain states located in the Western United States.	Card Number <u>8</u>
-------------------------------------------------------------------------------------------------------------------------	----------------------

HISTORY FLIP BOOK

Part II

Follow the directions below to assemble and glue your History Flip Book onto the next blank page of your Wyoming history notebook.



1. Cut along all of the bold lines of the Flip Book Pattern, the Flip Book Outline, and the Flip Book title.

2. Fold the Flip Book Pattern along the dotted line.

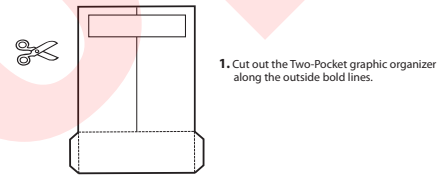
3. Glue the Flip Book Outline under the folded flaps of the Flip Book Pattern.

4. Glue the completed Flip Book and Flip Book title onto the next blank page of your notebook.

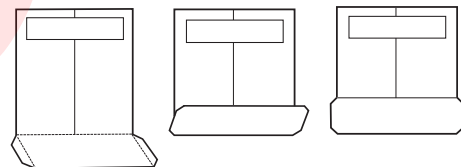
FIND THE FIB POCKET ORGANIZER

Part II

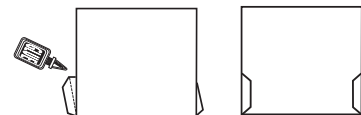
Follow the directions below and on the next page to make a Two-Pocket Organizer so you can store your Find the Fib Game in your Wyoming history notebook.



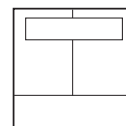
1. Cut out the Two-Pocket graphic organizer along the outside bold lines.



2. Fold the bottom section up along the dotted lines as shown to make a pocket.



3. Flip the organizer over. Fold the tabs along the dotted lines and glue the tabs to the back of the Two-Pocket organizer to hold the pocket in place.



4. After you have glued the tabs to the back, turn your Two-Pocket organizer back around.

VOCABULARY QUIZ

WYOMING

Directions: Match the vocabulary word on the left with its definition on the right. Put the letter for the definition on the blank next to the vocabulary word it matches. Use each word and definition only once.

1. _____ manufacturing
2. _____ archaeologists
3. _____ timber
4. _____ colonists
5. _____ appointed
6. _____ convince
7. _____ defeated
8. _____ expedition
9. _____ equality
10. _____ pastures
11. _____ fertile



- A. wood used for making something.
- B. grassy lands where animals graze.
- C. people who take part in something.
- D. making something from raw materials by hand or machinery.
- E. fully stretch out.
- F. people who come from the sixth smallest of Earth's seven continents.
- G. being equal.
- H. set apart for some special purpose.
- I. chosen or selected.
- J. a type of church.
- K. formal agreements.
- L. talk someone into doing something your way.
- M. the period of time before recorded history.
- N. a journey for the purpose of exploring.

ANSWERS

COMPREHENSION QUESTIONS

READING	LANGUAGE
1. D	1. B
2. H	2. H
3. C	3. B
4. F	4. H
5. A	5. C
6. G	6. F
7. C	7. C
8. G	8. J
	9. A

VOCABULARY QUIZ

- | | |
|-------|-------|
| 1. D | 11. Q |
| 2. O | 12. J |
| 3. A | 13. F |
| 4. V | 14. M |
| 5. I | 15. T |
| 6. L | 16. K |
| 7. R | 17. H |
| 8. N | 18. C |
| 9. G | 19. S |
| 10. B | 20. U |
| | 21. E |
| | 22. P |

HISTORY FLIP BOOK

1. Wyoming's nickname is the Equality State. This nickname was chosen for Wyoming because in 1869, it became the first state to allow women the right to vote and hold public office.
2. The state flower of Wyoming is the Indian Paintbrush, the state tree is the Cottonwood, and the state bird is the Meadowlark.
3. The capital of Wyoming is Cheyenne and Wyoming's motto is "Equal Rights."

HISTORY FLIP BOOK GRADING CHART

CRITERIA	3	2	1	0	SCORE
FLIP BOOK OUTLINE	Completed Flip Book Outline by answering all 3 questions correctly.	Completed Flip Book Outline by answering 2 questions correctly.	Completed Flip Book Outline by answering 1 question correctly.	Didn't attempt to complete Flip Book Outline.	
FLIP BOOK ASSEMBLY	Followed directions correctly to cut and assemble Flip Book in notebook.	Followed directions correctly to cut OR assemble Flip Book in notebook.	Cut and assembled Flip Book in notebook but clearly did not follow directions.	Didn't attempt to cut or assemble Flip Book in notebook.	
CONVENTIONS <small>capitalization, spelling, punctuation, grammar</small>	Had less than 4 convention errors in finished Flip Book.	Had 4 - 6 convention errors in finished Flip Book.	Had 7-10 convention errors in finished Flip Book.	Had more than 10 errors in finished Flip Book.	
	TOTAL				

GLOSSARY

- a•ban•doned** completely left an area.
- ad•dict•ed** not able to stop using alcohol or other harmful drugs.
- a•do•be** a heavy clay used for making bricks.
- al•lies** groups of people who come together to help one another in times of trouble.
- al•pine** up in the mountains.
- am•bushed** attacked without warning.
- am•mu•ni•tion** bullets and explosive items used in war.
- ap•point•ed** chosen or selected.
- ar•chae•ol•o•gists** scientists who study past human life by looking at prehistoric fossils and tools.
- ar•id** an area which does not receive enough rainfall to support farming.
- ar•ti•facts** objects and tools used by early humans for eating, cooking, and hunting.
- bar•ley** a grass that is grown for its grain and generally used to make malt or feed farm animals.
- bi•son** buffalo.
- black•smith** a person who makes things by heating and hammering iron into different shapes.
- bor•der** dividing line.
- ca•nals** man-made waterways for boats or for watering crops.
- cap•i•tal** the city that serves as the center of government for the state.
- cap•i•tol** the building where the government meets to make important decisions for the state.
- cap•tive** a prisoner who has been taken by force without permission.
- cav•al•ry** military troops riding on horseback.
- cen•ten•ni•al** a 100 year celebration.
- Civ•il War** the war fought from 1861 to 1865 between the Union and the Confederacy over the issue of slavery.
- cli•mate** the average weather conditions of a place over a period of years.
- col•o•nists** people who are ruled by another country.
- com•ple•tion** the condition of being finished.

ANSWERS

FIND THE FIB GRADING CHART

CRITERIA	3	2	1	0	SCORE
TRUE CARDS	Used appropriate sources to write 1-8 true facts on 1-8 Find the Fib cards.	Used appropriate sources to write 1-8 true facts on 1-8 Find the Fib cards.	Used appropriate sources to write 1-8 true facts on 1-8 Find the Fib cards.	Didn't attempt to write any true facts on Find the Fib cards.	
FIB CARDS AND ANSWER KEY	Wrote 5 fibs on 5 Find the Fib cards. Created an Answer Key.	Wrote 3-4 fibs on 3-4 Find the Fib cards. Created an Answer Key.	Wrote 1-5 fibs on 1-5 Find the Fib cards. Created an Answer Key.	Didn't attempt to write any fibs on Find the Fib cards or create an Answer Key.	
FIND THE FIB GAME	Gave game and Answer Sheet to two other students. Graded each student's Answer Sheet.	Gave game and Answer Sheet to one other student. Graded student's Answer Sheet.	Gave game and Answer Sheet to one or two other students, but didn't grade Answer Sheet.	Didn't attempt to give game to any other students.	
POCKET ORGANIZER ASSEMBLY	Followed directions to correctly cut, assemble, and glue Pocket Organizer into notebook.	Followed directions to correctly cut, assemble, OR glue Pocket Organizer into notebook.	Cut, assembled, and glued Pocket Organizer into notebook, but directions were not followed.	Didn't attempt to cut, assemble, or glue Pocket Organizer into notebook.	
CONVENTIONS <small>capitalization, spelling, punctuation</small>	Had less than 6 convention errors in Find the Fib Game.	Had 6 - 10 convention errors in Find the Fib Game.	Had 11-15 convention errors in Find the Fib Game.	Had more than 15 errors in Find the Fib Game.	
	TOTAL				